

PODCASTING

project based learning

Name _____

PODCAST PLANNING

WHO IS YOUR AUDIENCE?

GIVE THEM A REASON TO LISTEN

List different topics you like to talk about or that you are interested in.

- _____
- _____
- _____

NAME YOUR PODCAST

Let's think of a creative name for your podcast. Make a list of words that describe you.

What is your name?

What topics will you be talking about?

Try to create a name that is...

Name _____

HOW CAN I MAKE MY OWN PODCAST?

WHO IS YOUR AUDIENCE?

PREPARATION IS CRUCIAL TO PODCASTING.

You need to think about who your audience is before you begin. Who are you creating this podcast for - kids, sports fanatics, parents, people who love art?


GIVE THEM A REASON TO LISTEN

There are thousands of podcasts out there, why should they listen to yours? Are you funny, do you have jokes in each of your podcasts? Do you have knowledge about a topic that others don't?

Name _____

BRAINSTORM

What is a topic you know a lot about?
Is there a topic you could talk forever about?
Create a list of topics you could use for your Podcast. Then choose the one you can talk about confidently and also one that others would like to hear about. As soon as you have your topic, you are ready to start planning!



TEACHER TIPS

Get your students excited about podcasts and learning what it takes to create their own.

This PROJECT BASED LEARNING activity gets kids doing research on topics and organizing ideas in a manner that will be easy for listeners to follow along.

There is an article on WHAT a podcast is, and WHY we listen to podcasts. Reflection questions get the students thinking about why podcasts are becoming popular. The Lexile level of the "Podcast" article, as well as the "How Can I Make My Own Podcast" is 900-1000.

Name _____

PODCASTS

Have you ever heard your grandparents tell stories of them sitting around listening to the radio? If there was a big soccer, football, baseball, or even basketball game being played, it was through the radio they would listen. If this Photo credit: iStockphoto.com

happening in the world around. Having a television in your home the radio was the main source. This isn't too different from pod popularity of podcasts are at c

WHAT IS A PODCAST?

Podcasts are audio files that c or app to your computer, or a word podcast comes from a c "broadcasting."

Think of a podcast just like you is a series, and inside of that se podcast series are one contin, upon the previous episode. W general, with each episode be example, one popular podcast a show led by curious kids asks "Their Own Smell?" and "Why d guaranteed to find an episode

WHY LISTEN TO PODCASTS?

Podcasts open up a whole ne facts. Podcasts are great fo bedtime, or even while you at school. Parents love podcasts! So screen time isn't an issue at

Name _____

PODCASTS QUESTIONS

Why do you think podcasts are gaining popularity?

What are some of the differences between podcasts and watching TV?

What are some of the similarities between podcasts and watching TV?

Do you think that listening to a podcast on an iPad should count as screen time? Why or Why not?

Name _____

HOW CAN I MAKE MY OWN PODCAST?

WHO IS YOUR AUDIENCE?

Preparation is crucial to podcasting. You need to think about who your audience is before you beg podcast for - kids, sports fanatic

GIVE THEM A REASON TO LISTEN

There are thousands of podcast yours? Are you funny, do you h Do you have knowledge about

NAME YOUR PODCAST

This might be the hardest part of name your podcast so that it is r to want to know what you are a long, but long enough so peopl about. You can always use your and clever. Think about words th included in the name of your pc

PODCAST FORMAT

Do you want to have a solo sho talking? Or do you like working v host a show? Maybe you and yr might be a good reason to hav podcast to sound like an interv ask them questions? This makes expert on each show - this form having conversations with other most comfortable and confiden

Name _____

HOW CAN I MAKE MY OWN PODCAST?

HOW LONG SHOULD THE EPISODE BE?

Episodes are usually between 15-30 minutes. Research shows that most people HAVE to be hooked into your episode within the first minute or they won't continue to listen. Keep it short enough so your listeners will stay interested or entertained the whole time. Make them want to listen to your next episode because they enjoy it so much.

CREATE AN EPISODE TITLE

Just like the name of your podcast, the title of each episode should also be catchy and fun. For example, are you more likely to listen to an episode titled "All About Owls" or "Hoots and Screeches and Whistles"? Both of these would be about owls, but which one grabs your attention?

CREATE YOUR SCRIPT

Writing a script can be a great way to make sure that you are always prepared. You don't have to scrip what you are going to say word for word though. You largely want your script to be a guide that keeps you focused and gives you the cues that you need, but allows you the room for personality and creativity. Think of this like an outline to a writing assignment. When you write an outline, you know what you want to write about in each paragraph, but don't include every single word. The outline just ensures you stay on topic and stay focused.


It is your script for your podcast though, so include what you need and organize it in a way that works for you. So, before recording your next podcast episode, create a script to help keep you on track. Happy podcasting!

Both of these are meant to help students prepare to write and produce their own podcast. Following the articles, the students can get planning!

Name _____

BRAINSTORM

What is a topic you know a lot about?
Is there a topic you could talk forever about?
Create a list of topics you could use for your Podcast. Then choose the one you can talk about confidently and also one that others would like to hear about. As soon as you have your topic, you are ready to start planning!



Name _____

PODCAST PLANNING

WHO IS YOUR AUDIENCE?

Name _____

GIVE THEM A REASON T

List different topics you about.

- _____
- _____
- _____

NAME YOUR PODCAST

Let's think of a creative. Make a list of words thc. What is your name? What topics will you be try to create a name fo

Words that descri

Name _____

PODCAST PLANNING

PODCAST FORMAT

What format do you want to use?

- Solo
- Co-Host - who do you want to work with you?
- Interview

HOW LONG SHOULD THE EPISODE BE?

How long do you want your episode to be? Make sure it's not too long, but long enough to share your information.

- 10 minutes
- 15 minutes
- 20 minutes

CREATE AN EPISODE TITLE

Think of a title that you would want to listen to. Make sure it isn't too long, and that it is catchy. Brainstorm different episode title ideas as soon as you know what you want to talk about in your first episode:

TEACHER TIPS

Have the students listen to multiple podcasts so they can determine the style they like.

<p>Name _____</p> <p>SCRIPT TEMPLATE</p> <p>Topic 1: Duration _____</p> <p>_____</p> <p>_____</p> <p>_____</p> <p>Topic 2: Duration _____</p> <p>_____</p> <p>_____</p> <p>_____</p> <p>Interlude: [Music break or sponsor ad]</p> <p>_____</p> <p>_____</p>	<p>Name _____</p> <p>SCRIPT TEMPLATE</p> <p>Topic 3: Duration _____</p> <p>_____</p> <p>_____</p> <p>_____</p> <p>_____</p> <p>_____</p> <p>_____</p> <p>_____</p> <p>_____</p> <p>_____</p> <p>_____</p>	<p>Name _____</p> <p>SAMPLE SCRIPT TEMPLATE</p> <p>Intro: [Say your podcast name and topic, your name and who you are, what you're going to talk about, and your call to action] (Duration)</p> <p>Music Jingle: Repeat at beginning of each episode to help listeners easily identify your podcast (Duration)</p> <p>Intro: [Set up your overall theme or topic - What will they be getting out of your episode today? Why should they listen?] (Duration)</p> <p>Topic 1: [Discuss one point, topic, or segment in detail] (Duration)</p> <p>Topic 2: [Discuss one point, topic, or segment in detail] (Duration)</p> <p>Interlude: [Music break or sponsor ad] (Duration)</p> <p>Topic 3: [Discuss one point, topic, or segment in detail] (Duration)</p> <p>Outro: [Summarize theme, topics, and segments with conclusion] (Duration)</p>
---	--	--

Start scripting your podcast. You can either use just an outline format, or write out word for word what you want to say!

There are two different script templates the students can use for help. There is also a fully written script that can be used as the Mentor Text.

Finally, get recording your podcast!

Name _____

HOW TO RECORD YOUR PODCAST

I have found that the website vocaroo.com is the easiest way to record simple podcasts. If you want to get more formal and fancy, there are other podcast apps that will help you. In the classroom, I think that simple can get it done! They can always add recordings to GoogleSlides if you are using GoogleClassroom and would like the students to be able to share. Below are the directions you can use to get the podcast recorded, and shared with the teacher or even parents!



As soon as you open vocaroo.com it will look like this. Go ahead and Click to Record.

© 2007-2019 Vocaroo | Help | Info | Widgets | @vocaroo

SAMPLE SCRIPT

Intro: Hello and welcome to the Kids2Kids Podcast where we talk about all the things that make you curious - from why skunks smell to making the perfect slime. I'm Hannah from Alabama, a kid just like you who is ready to take my curiosity and creativity to the next level. So, make yourself comfortable and get ready for the show. (1 minute)

Music Jingle: (15 seconds)

Intro: If you have listened to our podcast before, welcome back. If you are a first time listener, Welcome! Here at Kids2Kids, we always have the same format, I focus on one specific question and include three different answers or options for you to use. Today, as Summer Break is approaching, we will be talking about the best things to do in the summer to start saving money and possibly opening your first business. It's not as difficult as it sounds, and just because you are a kid doesn't mean that it is impossible. So if you are sick of asking your parents for money, grab a notepad to take some notes and you might be the next kid-preneur. (2 minutes)

Topic 1: We see kids all the time on the side of the road selling lemonade, but that just isn't very unique and creative anymore. It is so easy to find lemonade. So one thing about earning money is to make sure that the idea is one where it hasn't been done yet. What is it that is going to make others not able to say "No" to your product. Since it is summer it should be something that is going to cool you down. So cross out that hot chocolate and apple cider. Think more of ice cream or snow cones. As I was at my brother's baseball game last summer I couldn't help but remember all the parents and kids that were sweating to death as we sat in the hot sun. I could have made bank if I had some snow cones at that time! So far we know that we need to have a unique idea, but what else going to guarantee we bring in the money? (3 minutes)

©SeriousGiggles

Name _____

PODCASTS

Have you ever heard your grandparents tell stories of them sitting around listening to the radio? If there was a big soccer, football, baseball, or even basketball game being played, it was through the radio they would listen. If they wanted to know what was happening in the world around them, they would turn to the radio. Having a television in your home wasn't common at that time, so the radio was the main source of entertainment and information. This isn't too different from podcasts in the year 2019, when the popularity of podcasts are at a high.

WHAT IS A PODCAST?

Podcasts are audio files that can be downloaded from a web site or app to your computer, or other personal listening device. The word podcast comes from a combination of the words "iPod" and "broadcasting."

Think of a podcast just like your favorite television show. A podcast is a series, and inside of that series are individual episodes. Some podcast series are one continual story that is constantly building upon the previous episode. While other podcast series are more general, with each episode being about a different topic. For example, one popular podcast for kids is "But Why?" This podcast is a show led by curious kids asking questions such as "Do Skunks Like Their Own Smell?" and "Why do we Poop and Fart?" You are guaranteed to find an episode that will spark your own curiosity.

WHY LISTEN TO PODCASTS?

Podcasts open up a whole new world of information and interesting facts. Podcasts are great for long road trips, calming down before bedtime, or even while you are having some quiet time after school. Parents love podcasts because they don't involve a screen. So screen time isn't an issue at all. Everyone wins in this situation!

Name _____

PODCASTS QUESTIONS

Why do you think podcasts are gaining popularity?

What are some of the differences between podcasts and watching TV?

What are some of the similarities between podcasts and watching TV?

Do you think that listening to a podcast on an iPad should count as screen time? Why or Why not?

Name _____

HOW CAN I MAKE MY OWN PODCAST?

WHO IS YOUR AUDIENCE?

Preparation is crucial to podcasting. You need to think about who your audience is before you begin. Who are you creating this podcast for – kids, sports fanatics, parents, people who love art?

GIVE THEM A REASON TO LISTEN

There are thousands of podcasts out there, why should they listen to yours? Are you funny, do you have jokes in each of your podcasts? Do you have knowledge about a topic that others don't?

NAME YOUR PODCAST

This might be the hardest part of the entire process. You want to name your podcast so that it is memorable, and it will draw people to want to know what you are offering. You don't want it to be too long, but long enough so people know what you will be talking about. You can always use your own name, but it should be fun and clever. Think about words that describe you, this could be included in the name of your podcast.

PODCAST FORMAT

Do you want to have a solo show where you are the only one talking? Or do you like working with someone else and want to co-host a show? Maybe you and your BFF are hilarious together, this might be a good reason to have a co-host. Do you want the podcast to sound like an interview where you bring on guests and ask them questions? This makes it so you don't have to be the expert on each show – this format might be fun if you are good with having conversations with others. Choose a format where you are most comfortable and confident.

Name _____

HOW CAN I MAKE MY OWN PODCAST?

HOW LONG SHOULD THE EPISODE BE?

Episodes are usually between 15-30 minutes. Research shows that most people HAVE to be hooked into your episode within the first minute or they won't continue to listen. Keep it short enough so your listeners will stay interested or entertained the whole time. Make them want to listen to your next episode because they enjoy it so much.

CREATE AN EPISODE TITLE

Just like the name of your podcast, the title of each episode should also be catchy and fun. For example, are you more likely to listen to an episode titled "All About Owls" or "Hoots and Screeches and Whistles"? Both of these would be about owls, but which one grabs your attention?

CREATE YOUR SCRIPT

Writing a script can be a great way to make sure that you are always prepared. You don't have to script what you are going to say word for word though. You largely want your script to be a guide that keeps you focused and gives you the cues that you need, but allows you the room for personality and creativity. Think of this like an outline to a writing assignment. When you write an outline, you know what you want to write about in each paragraph, but don't include every single word. The outline just ensures you stay on topic and stay focused. It is *your* script for *your* podcast though, so include what you need and organize it in a way that works for you. So, before recording your next podcast episode, create a script to help keep you on track. Happy podcasting!

Name _____

BRAINSTORM

What is a topic you know a lot about?

Is there a topic you could talk forever about?

Create a list of topics you could use for your Podcast. Then choose the one you can talk about confidently and also one that others would like to hear about. As soon as you have your topic, you are ready to start planning!



Name _____

PODCAST PLANNING

WHO IS YOUR AUDIENCE?

GIVE THEM A REASON TO LISTEN

List different topics you like to talk about or things you know a lot about.

- _____
- _____
- _____

NAME YOUR PODCAST

Let's think of a creative name for your podcast.

Make a list of words that describe you.

What is your name?

What topics will you be talking about?

Try to create a name for your podcast using these lists.

Words that describe you	Things you like to talk about

Final Podcast name _____

Name _____

PODCAST PLANNING

PODCAST FORMAT

What format do you want to use?

- Solo
- Co-Host – who do you want to work with you?
- Interview

HOW LONG SHOULD THE EPISODE BE?

How long do you want your episode to be? Make sure it's not too long, but long enough to share your information.

- 10 minutes
- 15 minutes
- 20 minutes

CREATE AN EPISODE TITLE

Think of a title that you would want to listen to.

Make sure it isn't too long, and that it is catchy.

Brainstorm different episode title ideas as soon as you know what you want to talk about in your first episode:

- _____
- _____
- _____

CREATE YOUR SCRIPT

Use the Script Template to help you write out your script. The first episode you record might need to be more scripted. As you get more comfortable and confident, you will need to script less and less. It should sound as if you are just having conversation with your listeners. Add some personality, tell some jokes, make it fun!

Name _____

SCRIPT TEMPLATE

Podcast Intro: Duration _____

Music Jingle: What music do you want to use? Choose something that matches what you will be talking about. This will be part of your brand. When people hear your jingle, they should think of you. Only have this be about 10-15 seconds.

Episode Intro: Duration _____

Name _____

SCRIPT TEMPLATE

Topic 1: Duration _____

Topic 2: Duration _____

Interlude: [Music break or sponsor ad]

Name _____

SCRIPT TEMPLATE

Topic 3: Duration _____

Outro: Duration _____

Closing Remarks: Duration _____

Closing Music Jingle: This is the same music as in the intro. Make it memorable.

Name _____

SAMPLE SCRIPT TEMPLATE

Intro: [Say your podcast name and topic, your name and who you are, what you're going to talk about, and your call to action] *(Duration)*

Music Jingle: Repeat at beginning of each episode to help listeners easily identify your podcast *(Duration)*

Intro: [Set up your overall theme or topic – What will they be getting out of your episode today? Why should they listen?] *(Duration)*

Topic 1: [Discuss one point, topic, or segment in detail] *(Duration)*

Topic 2: [Discuss one point, topic, or segment in detail] *(Duration)*

Interlude: [Music break or sponsor ad] *(Duration)*

Topic 3: [Discuss one point, topic, or segment in detail] *(Duration)*

Outro: [Summarize theme, topics, and segments with conclusion] *(Duration)*

Closing Remarks: [Thank audience, thank guests, talk about the next episode, and do one final call to action] *(Duration)*

Closing Music Jingle: Repeat intro music jingle to help listeners identify the jingle with your show *(Duration)*

****Duration is how long you want that section to be****

SAMPLE SCRIPT

Intro: Hello and welcome to the Kids2Kids Podcast where we talk about all the things that make you curious - from why skunks smell to making the perfect slime. I'm Hannah from Alabama, a kid just like you who is ready to take my curiosity and creativity to the next level. So, make yourself comfortable and get ready for the show. (1 minute)

Music Jingle: (15 seconds)

Intro: If you have listened to our podcast before, welcome back. If you are a first time listener, Welcome! Here at Kids2Kids, we always have the same format, I focus on one specific question and include three different answers or options for you to use. Today, as Summer Break is approaching, we will be talking about the best things to do in the summer to start saving money and possibly opening your first business. It's not as difficult as it sounds, and just because you are a kid doesn't mean that it is impossible. So if you are sick of asking your parents for money, grab a notepad to take some notes and you might be the next kid-preneur. (2 minutes)

Topic 1: We see kids all the time on the side of the road selling lemonade, but that just isn't very unique and creative anymore. It is so easy to find lemonade. So one thing about earning money is to make sure that the idea is one where it hasn't been done yet. What is it that is going to make others not able to say "No" to your product. Since it is summer it should be something that is going to cool you down. So cross out that hot chocolate and apple cider. Think more of ice cream or snow cones. As I was at my brother's baseball game last summer I couldn't help but remember all the parents and kids that were sweating to death as we sat in the hot sun. I could have made bank if I had some snow cones at that time! So far we know that we need to have a unique idea, but what else going to guarantee we bring in the money? (3 minutes)

SAMPLE SCRIPT

Topic 2: Are you aware that there is an app created just for kids that teaches them how to save money and how to possibly become the next kid-preneur? It's true. I was watching Shark Tank a couple months ago and there was a lady, Tanya, from New York, she had an idea of getting kids to learn how to save their money. Now, this isn't just the traditional way of saving money. Normally your parents want you to save money and you put it away, only to head to Target and you are dying for the new toy. This app allows you to put some money in savings and some money away for something you want to buy. As soon as I realized this was about saving money, but also with the chance of putting money away for a new bike, video game, or football, I was sold! Goalsetter is an app that your parents can help you sign up for, and you take quizzes that teach you about money and how to handle money. The quizzes are fun and silly. They aren't the typical questions and answers like you would see in school.

By taking these quizzes I have learned a lot about money and the best ways to save and spend money – make sure you check this app out. You parents will be impressed that you are wanting to save that they just might start adding money to your savings account also.

We have a quick word from our sponsors, and then we will be onto the final tip for saving money this summer. Don't go away! (4 minutes)

Interlude: Here at Goalsetter, we are on a mission to make kids financially healthy and all-around happy, because saving money is not only important – with Goalsetter, it's also fun. My name is Tanya, and as the founder, and former Executive at Nickelodeon, I want to help kids and families learn how to save money. Did you know that kids that have savings accounts are 6 times more likely to attend college? Goalsetter is going to give every kid a great shot at life! Head to www.goalsetter.co to learn more about us! (1 minute)

SAMPLE SCRIPT

Topic 3: Continue to talk about your next point in the same format as the previous topics. (4 minutes)

Outro: We've heard different ideas today on how to get creative, be unique and possibly become the next entrepreneur. Becoming an entrepreneur isn't just for adults, so why not take advantage of this summer and find that great way to earn some money. You never know where your ideas may take you! I can not wait to hear from you and learn of what you are doing this summer. Make sure to share your stories with me because I would love for you to become part of our show. It is all about kids inspiring kids in ways we never could have imagined. (1 minute)

Closing Remarks: You've reached the end of another episode of the *Kids2Kids* Podcast. Connect with us at *Kids2Kids.com*. Remember that is "Kids the number 2 kids dot com." Don't forget to sign up for our newsletter to receive our free materials. See you at the next episode where we will be talking about different games that you can play at night during the summer that will get your parents excited to get you out of the house and playing with your neighbors! Stay curious and get creative! (1 minute)

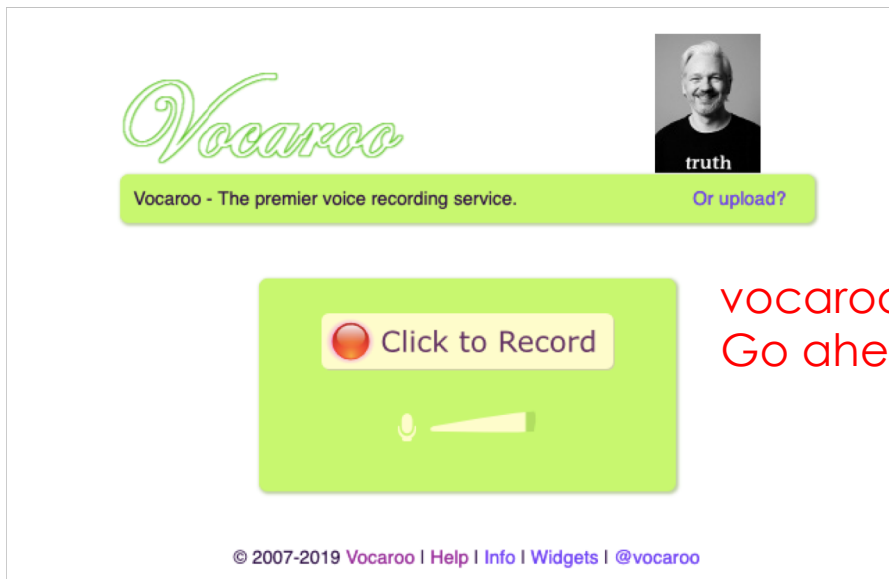
Closing Music Jingle: Repeat intro music jingle to help listeners identify the jingle with your show (15 seconds)

Name _____

HOW TO RECORD YOUR PODCAST

I have found that the website vocaroo.com is the easiest way to record simple podcasts. If you want to get more formal and fancy, there are other podcast apps that will help you. In the classroom, I think that simple can get it done! They can always add recordings to GoogleSlides if you are using GoogleClassroom and would like the students to be able to share.

Below are the directions you can use to get the podcast recorded, and shared with the teacher or even parents! Students can record using this website on ChromeBooks, iPads, tablets. As long as the students can access the internet, the device has a microphone, and they can save the recording, any device will work!



As soon as you open vocaroo.com it will look like this. Go ahead and Click to Record.

If you make a mistake, or are finished with your podcast, then go ahead and Click to Stop.



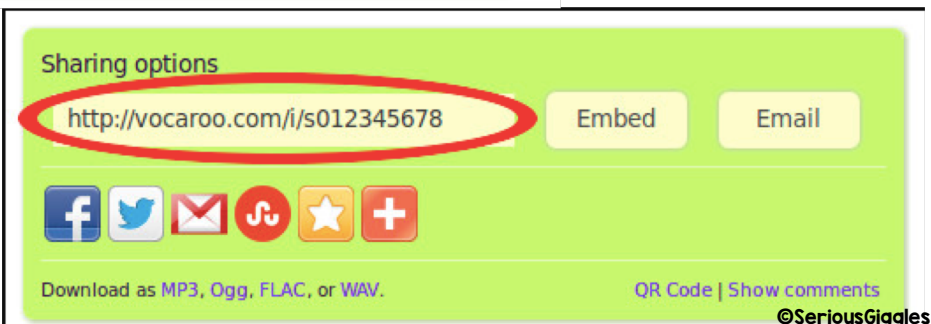

Name _____

HOW TO RECORD YOUR PODCAST

I have found that the website www.vocaroo.com is the easiest way to record simple podcasts. If you want to get more formal and fancy, there are other podcast apps that will help you. In the classroom, I think that simple can get it done! They can always add recordings to Google Slides if you are using Google Classroom and would like the students to be able to share.

Below are the directions you can use to get the podcast recorded, and shared with the teacher or even parents!


Listen to your recording. If you aren't happy with it, you can retry the recording. If you are happy with what you heard, then save it as an MP3. Or, you can share the link in an email. I found that I had to save the link and then paste it in an email. It didn't work when I just clicked the email button.



Name _____

HOW TO RECORD YOUR PODCAST

A popular app that will allow recording from many devices is Anchor. Anchor allows you to edit your podcast right inside the app. You can add music and transitions.



The program that you use to have the students record their podcast is completely up to you as a teacher. Some districts are a lot more strict on the programs that students are allowed to use. If your students are familiar with FlipGrid or SeeSaw, please go ahead and use these. The kids will still love being able to record the podcast, and others will still be able to listen to it! This is where your professional judgement will come into play with this project.

PODCAST SUGGESTIONS

Included are some of my favorite podcasts. You can get your students listening to some of these podcasts for different formatting ideas.



podcasts ▶ science & medicine

Wow in the World

From NPR

Hosts Mindy Thomas and Guy Raz guide curious kids and their grown-ups on a journey into the wonders of the world around them. We'll go inside our brains, out into space and deep into the coolest new stories in science and technology. [More from Wow in the World »](#)



Six Minutes

[REFRESH PODCAST](#)

Eleven-year-old Holiday is pulled from the icy waters of Alaska with no memory of who she is or where she came from. Are her mom and dad really who they say they are? And when she begins to develop incredible abilities, she'll soon discover she's not alone in the world. From the award-winning creators of *The Unexplainable Disappearance of Mars Patel* and *The Ghost of Jessica Majors*, comes *Six Minutes*, a new mystery adventure for the whole family. Starting on March 1st, new six minute episodes, twice a week, all year long...and beyond. Produced by Gen-Z Media in partnership with PRX. For more great Gen-Z shows visit <http://bestrobotever.com...less>



Tumble Science Podcast for Kids

[REFRESH PODCAST](#)

Exploring stories of science discovery. Tumble is a science podcast created to be enjoyed by the entire family. Hosted & produced by Lindsay Patterson (science journalist) & Marshall Escamilla (teacher). Visit www.tumblepodcast.com for more information and educational content.



Brains On! Science podcast for kids

[REFRESH PODCAST](#)

Brains On!® is a science podcast for curious kids and adults from American Public Media. Co-hosted each week by kid scientists and reporters from public radio, we ask questions ranging from the science behind sneezing to how to translate the purr of cats, and go wherever the answers take us. @Brains_On



But Why: A Podcast for Curious Kids

[REFRESH PODCAST](#)

But Why is a show led by kids. They ask the questions and we find the answers. It's a big interesting world out there. On But Why, we tackle topics large and small, about nature, words, even the end of the world. Know a kid with a question? Record it with a smartphone. Be sure to include your kid's first name, age, and town and send the recording to questions@butwhykids.org!



THE FOLLOWING PAGES ARE SPECIFIC TO AN END OF YEAR PODCAST ACTIVITY.

THESES ARE THE ONLY PODCAST PAGES THAT WILL NEED TO BE DIFFERENT FROM THE REST OF THE PODCAST FILE.

THESE PAGES JUST GIVE THEM AN END OF YEAR FOCUS.

Name _____

END OF YEAR BRAINSTORM

Start to create a list of your favorite school year memories.

These memories could include lessons that you remember, field trips, engaging activities, the sky is the limit with your list!



Name _____

END OF YEAR PODCAST PLANNING

WHO IS YOUR AUDIENCE?

GIVE THEM A REASON TO LISTEN

List your three favorite memories of the school year.

- _____
- _____
- _____

NAME YOUR PODCAST

Let's think of a creative name for your podcast.

Make a list of words that describe you.

What is your name?

What topics will you be talking about?

Try to create a name for your podcast using these lists.

Words that describe you	Things you like to talk about

Final Podcast name _____

Name _____

END OF YEAR PODCAST PLANNING

PODCAST FORMAT

What format do you want to use?

- Solo
- Co-Host – do you want a classmate to host with you?
- Interview – do you want to interview classmates?

HOW LONG SHOULD THE EPISODE BE?

How long do you want your episode to be? Make sure it's not too long, but long enough to share your information.

- 10 minutes
- 15 minutes
- 20 minutes

CREATE AN EPISODE TITLE

Think of a title that you would want to listen to.

Make sure it isn't too long, and that it is catchy.

Brainstorm different episode title ideas as soon as you know what you want to talk about in your end of year episode:

- _____
- _____
- _____

CREATE YOUR SCRIPT

Use the Script Template to help you write out your script. If this is the first podcast you have ever done, it might need to be more scripted. As you get more comfortable and confident, you will need to script less and less. It should sound as if you are just having conversation with your listeners. Add some personality, tell some jokes, make it fun!

THANK YOU FOR YOUR PURCHASE

Thank you for purchasing a product from my TPT store. I appreciate you and your support. If you ever have any questions, comments, concerns, or product requests, please e-mail me at: seriousgigglesgwa@gmail.com.



Let's connect



Terms of use

Thank you for your purchase! By purchasing this resource, you are agreeing that the contents are the property of Brynn Westwood and **licensed to you only for classroom/personal use as a single user**. I retain the copyright, and reserve all rights to this product.

YOU MAY:

- Use items (free and purchased) for your own classroom students, or your own personal use.
- Distribute and make copies of **free items only** to other teachers PROVIDED there is credit given to Heather Campbell and a link back to my TPT store.

YOU MAY NOT:

- Claim this work as your own, alter the files in any way, or remove/attempt to remove the copyright/watermarks.
- Sell the files or combine them into another unit for sale/free.
- Post this document for sale/free elsewhere on the internet (this includes Google Doc links on blogs).
- Make copies of purchased items to share with others is strictly forbidden and is a violation of the Terms of Use, along with copyright law.
- Obtain this product through any of the channels listed above.

Thank you for abiding by universally accepted codes of professional ethics while using this product.

If you encounter an issue with your file, notice an error, or are in any way experiencing a problem, please contact me and I will be more than happy to help sort it out!

Thank you ☺ Heather Campbell

Credits:

